

## Learning letter

### WB 20.9.20

Things we have been learning:

- \* to keep our classroom super tidy to help our learning using our tidy up song
- \* to recognise and write our name
- \* in RWI we have learnt the sounds i and n and practised our letter formation
- \* how to write secret messages using marks
- \* playing in the mud kitchen has been great fun but rather messy!
- \* how we can help our friend when they are sad
- \* as a school we have been looking at the NSPCC and their PANTS rule: No one should ever make you do things that make you feel embarrassed or uncomfortable. We did this by singing a fun song and talking about it as a class.



## Dojos


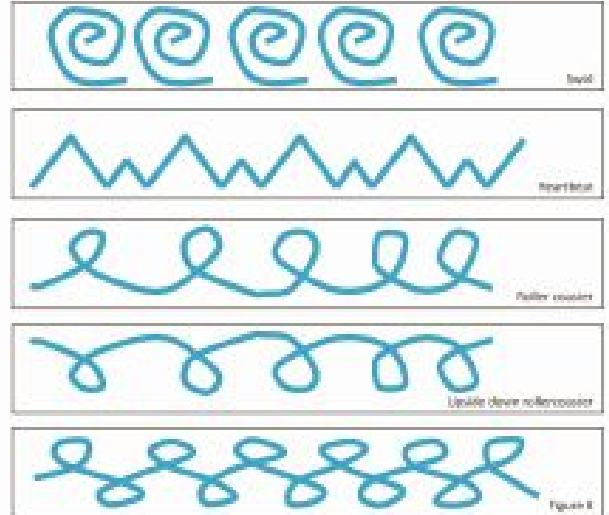
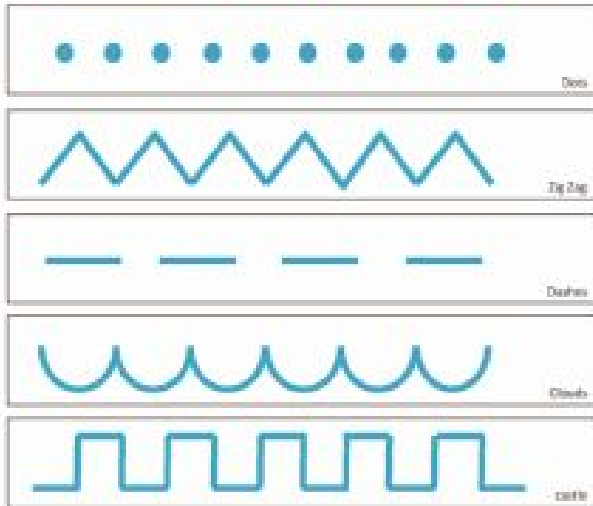
We have loved hearing how excited children are about dojos! We use dojo to give out positive praise points which are reset each day and counted up at the end of the week. These are linked to our keyham keys! We have been focusing on listening lion and choosing chimp.

## Homelearning

Homelearning is optional but anything you do at home is a great help for your child!

- Read and enjoy your books! Remember to write in your diary every time you read with your child.
- We have learnt these sounds: d, i, t please have a go at the sound sheets with your child.
- Secret message. We have been writing secret 'messages' that include pre-writing marks and some sounds. 'Send' one to your child and 'read' it to them. Ask them to send you one and ask them to tell you what it says. Show lots of excitement! This is the first step to making meaning for their marks which will lead to writing. Here are some marks you could use (see next page).

## Secret message writing



## Secret Message example

My message says:

To parents  
Have a great weekend  
Love from  
Mrs Phillips

## Remember pincer finger

